

See discussions, stats, and author profiles for this publication at: <https://www.researchgate.net/publication/349623511>

# Influence of Nitrogen Levels on Productivity of Potato (*Solanum tuberosum* L.) Cultivars

Article · January 2021

CITATIONS

0

READS

94

3 authors:



**Tahsin Beycioğlu**

Kahramanmaraş Sutcu Imam University

12 PUBLICATIONS 8 CITATIONS

[SEE PROFILE](#)



**Fatih Killi**

Kahramanmaraş Sutcu Imam University

56 PUBLICATIONS 330 CITATIONS

[SEE PROFILE](#)



**Mualla Keten**

Nevşehir Hacı Bektaş Veli University

7 PUBLICATIONS 4 CITATIONS

[SEE PROFILE](#)

Some of the authors of this publication are also working on these related projects:



Researchs on Soybean, peanut and sunflower cultivar project [View project](#)



Comparison of Water-Yield Relationships of Silage Sorghum and Corn Plants Using Light Bar in Deficit Irrigation Conditions. [View project](#)

# Influence of Nitrogen Levels on Productivity of Potato (*Solanum tuberosum* L.) Cultivars

Tahsin Beycioğlu<sup>1\*</sup>, Fatih Kılıç<sup>2</sup>, Mualla Keten<sup>3</sup>

<sup>1,2</sup>Kahramanmaraş Sütçü İmam University Agricultural Faculty, Field Crops Department, Kahramanmaraş – Turkey

<sup>3</sup>NEVU Engineering - Architecture Faculty, Biosystem Engineering Department, Nevşehir – Turkey

\*Corresponding Author: tahsinbeycioglu @ ksu.edu.tr

**Abstract**— The experiment was established to define the response of two potato cultivars (Marabel and Madeleine) to four different nitrogen levels ( $N_0$ ,  $N_{90}$ ,  $N_{180}$  and  $N_{270}$  kg ha<sup>-1</sup>) in 2020 growing season. It was determined that the significant differences between the potato cultivars for number of tubers per plant, tuber yield and dry matter content. Marabel cultivar gave the highest number of tubers (5.62 no. plant<sup>-1</sup>), tuber yield (122.90 kg ha<sup>-1</sup>) and dry matter (% 21.85). All the investigated characteristics (number of tubers per plant, average tuber weight, tuber yield, dry matter, canopy temperature, leaf chlorophyll content and leaf area index) were significantly affected by nitrogen levels. With increasing nitrogen levels, leaf chlorophyll content and leaf area index were increased but plant canopy temperature was decreased.  $N_{180}$  treatment gave the highest tuber yield (142.93 kg ha<sup>-1</sup>) and dry matter (% 25.44).

**Keywords**— Leaf area index, nitrogen doses, potato cultivar, tuber yield.

## I. INTRODUCTION

Potato, which is among the most consumed food products in the World, is one of the major crops contributing to food security on a global scale with its superior yield (Devaux *et al.*, 2014). Therefore, sustainable potato production in different ecologies is essential for food security and combating malnutrition. Potato occupies an important place among the food crops with it is annual production of 370 million tons on area of 17.3 million hectares in the world (Anonymous, 2019). Fifty-five percent of the world's potato cultivation areas are in China, India, Russia and Ukraine, and these four countries constitute 50% of the world potato production. Turkey is a country with favorable conditions for the potato cultivation. In Turkey, potato production are made in area of 140 766 hectares annually and 4.9 million tons of potato are produced from that area (Anonymous, 2019).

Fertilization, especially nitrogen fertilizer, has an important share in potato production inputs. Nitrogen fertilization has remarkable effects on growth and yield of potato plant (Villa *et al.*, 2017). Nitrogen, which promotes the formation of stems and leaves in the plant, is a nutrient that directly affects the important physiological functions in the plant, and amount and quality of product. It is the main ingredient of protein in plants and is the basic structure of chlorophyll, which converts solar energy into useful energy for the plant. Nitrogen plays a determinative role in potato plant development and tuber yield (Gastal and Lemaire, 2002; Lemaire *et al.*, 2008). Nitrogen is the most emphasized nutrient in potato cultivation, and tuber yield and quality are negatively affected by its deficiency or excess (Echeverría, 2005; Caldiz, 2006; Samborski *et al.*, 2009). The potato plant removes approximately 120-140 kg ha<sup>-1</sup> N in order to produce 25-30 tons of tubers from a hectare area (Patel and Patel, 2001). Dry matter ratio of potato tubers increases with

nitrogen application (Sharifi *et al.*, 2007; Neshev *et al.*, 2014). Nitrogen application has a considerable impact on the leaf area index (LAI) by increasing the leaf number and leaf width of the potato plant (Vos and Biemond 1992, Vos and Van der Putten 1998). The effect of nitrogen on LAI is that it increases the efficiency by increasing the use of light and photosynthetic activity (Evans and Terashima 1988; Evans 1989; Geremew *et al.*, 2007; Sadras and Lemaire, 2014; Fischer *et al.*, 2016).

Nitrogen can be lost by precipitation and irrigation in very permeable soils and sandy-loam soils. Using too much nitrogen in potato production has enormous disadvantages in terms of environment and economy. Therefore, taking into account the soil and irrigation conditions, it is necessary to give nitrogen in an amount that can provide the targeted yield and meet the needs of the plant. This research was set up to determine the effect of different nitrogen doses on productivity of two edible potato varieties.

## II. MATERIALS AND METHODS

### Experimental Site and Conditions

Field study was conducted in Kahramanmaraş city, which is located in the Eastern Mediterranean region of Turkey (between 37° 36' north parallel and 46° 56' east meridians). The climate in this area is Mediterranean, with hot and dry summers and rainy winters. The study area had monthly air temperature between 15.9 and 30.5 °C. Annually total precipitation is average about 487.6 mm but the total precipitation of during the potato crop season is about 85 mm. Soil had a loam-clay texture, 1.49% low organic matter, available phosphorous (9.86 mg kg<sup>-1</sup>) and potassium (213 mg kg<sup>-1</sup>) and pH of 7.6 slightly alkaline.

### Experimental Material, Design and Cultural Practices

The medium-early potato cultivars “Marabel” and “Madeleine” were planted with a planting density of 2.88 plants per m<sup>2</sup> in the fourth week of April and treated with four

N levels [0 (N<sub>0</sub>), 90 (N<sub>90</sub>), 180 (N<sub>180</sub>) and 270 (N<sub>270</sub>) kg ha<sup>-1</sup>] in randomized block design with 3 replications. Nitrogen at the specified rates was applied in two splits in the form of urea (1/2<sup>th</sup> at planting and 1/2<sup>th</sup> at about 30 days after emergence). After emergence, plants were hoed 3 times by hand. Drip irrigation was carried out when the accumulated daily evaporation reached 40 mm and supplying 100% of maximum evapotranspiration. The harvest area consisted of 20 plants from the center of each plot. Plants were harvested by hand at the beginning of September.

**Data Collection**

The number of tubers was determined by counting of tubers from 20 plants in the middle two rows of each plot and averaged. Tuber weight was determined by weighing the total tubers of 20 plants from the center 2 rows of each plot (Gebremariam *et al.*, 2016). Tuber yield was determined for each treatment plot at crop maturity. The harvested potato tubers in the middle two rows of each plot were weighted and tuber yield (kg ha<sup>-1</sup>) was calculated (Gebremariam *et al.*, 2016). Tuber samples were cut into small pieces and dried at 70 °C until a constant weight was reached and dry matter (%) was determined (Caliskan *et al.*, 2004).

Chlorophyll content was measured in the field using a portable chlorophyll meter (SPAD 502, Minolta Co. Tokyo, Japan). Measurements were performed between 10 and 14 hours on the 10 July 2020. Triplicate readings were taken at each leaf of the five plants and the average value was taken as

the chlorophyll content (Mauromicale *et al.*, 2006). Plant canopy temperature was determined using a hand-held infrared thermometer in the middle of the day. The plant temperature was measured on three plants from four directions (east, west, north, and south) at 0.50 m from the crop, and then averaged (Stark *et al.*, 1991). Leaf area was measured from randomly selected three plants in each plot on 10 July 2020. Leaves were separated from the stem and the surface areas of all leaves were measured by optical Area Meter. Leaf area index (LAI) was calculated following the standard formula (Jahan *et al.*, 2014) as mentioned below:

$$\text{Leaf area index (LAI)} = \text{Leaf area (cm}^2\text{)} / \text{Ground area (cm}^2\text{)}$$

**Statistical Analyses**

Data from the study were analyzed using the MSTAT-C statistical programming. The significant of the difference between means was compared by least significant difference test (Protected LSD, P < 0.05).

**III. RESULTS AND DISCUSSION**

The results of the analysis of variance of investigated parameters are shown in Table 1. It could be seen in Table 1, number of tubers, tuber yield and dry matter for cultivars, all investigated parameters for nitrogen levels, and canopy temperature, tuber weight, tuber yield and dry matter for cultivar x nitrogen interactions (C x N) were statistically significant.

TABLE I. Effects of different nitrogen levels on canopy temperature, leaf chlorophyll content, leaf area index, number of tubers, tuber weight, tuber yield and dry matter of potato cultivars.

	Canopy temperature (°C)	Leaf chlorophyll content (SPAD)	Leaf area index (LAI)	Number of tubers / plant	Average tuber weight (g)	Tuber yield (kg ha <sup>-1</sup> )	Dry matter (%)
<i>Cultivars (C)</i>							
Marabel	37.64	33.15	1.58	5.62 a	61.57	122.90 a	21.85 a
Madeleine	38.36	30.99	1.59	4.97 b	60.77	109.08 b	20.70 b
LSD <sub>0.05</sub>	ns	ns	ns	0.38	ns	6.47	0.95
<i>Nitrogen (N)</i>							
0 (N <sub>0</sub> )	38.59 ab	26.70 b	1.28 c	4.58 b	62.58 b	98.73 b	19.32 b
90 (N <sub>90</sub> )	39.42 a	30.12 b	1.57 b	6.10 a	66.05 ab	139.14 a	20.24 b
180 (N <sub>180</sub> )	36.88 b	35.83 a	1.65 b	5.83 a	68.53 a	142.93 a	25.44 a
270 (N <sub>270</sub> )	37.11 b	35.63 a	1.83 a	4.67 b	47.53 c	83.18 c	20.07 b
LSD <sub>0.05</sub>	1.91	5.22	0.13	0.53	4.22	9.16	1.35
<i>Analysis of variance for traits</i>							
C	3.09	27.95	0.01	2.47**	3.8	1147.2**	7.95*
N	7.21*	119.02**	0.31**	3.68**	531.9**	5272.9**	47.30**
C x N	11.94*	11.80	0.01	0.47	156.4**	212.4*	6.19**

\*, \*\* significant at the 0.05 and 0.01 level, respectively; for each trait, values within columns followed by the same letter are not significantly at P=0.05; ns, non-significant.

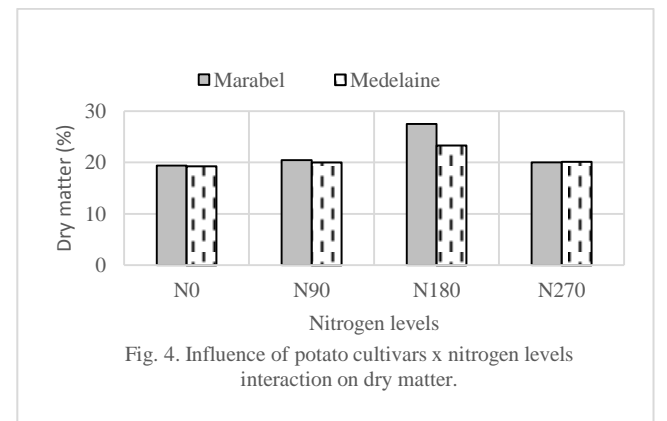
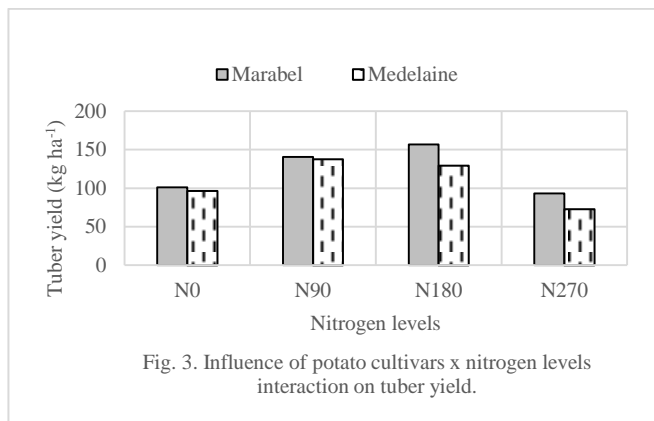
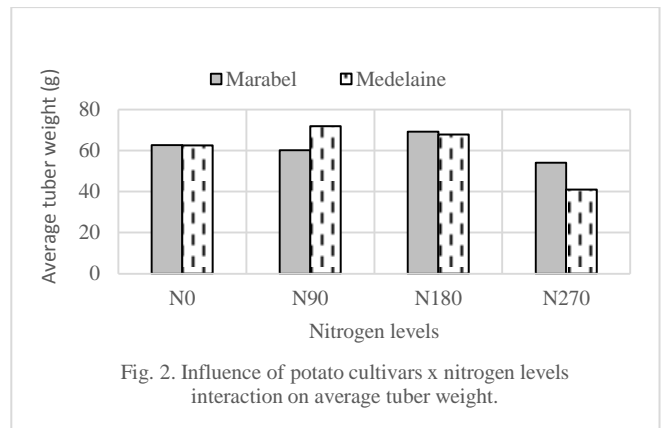
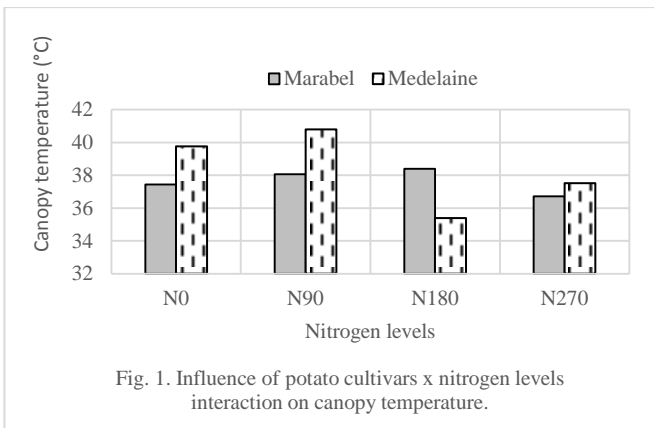
Number of tubers per plant, tuber yield and dry matter were higher for potato cultivar Marabel than for potato cultivar Madeleine. There were no significant differences between the potato cultivars with regard to canopy temperature, leaf chlorophyll content, LAI and average tuber weight. The higher tuber yield of the Marabel variety is due to the higher number of tubers per plant. The relationships between yield and yield components in potato has been studied by some researchers (Özkaynak *et al.*, 2003; Arslan, 2007; Khayatnezhad *et al.*, 2011; Zabihi-e-Mahmoodabad *et al.*, 2011; Singh *et al.*, 2015). They reported that stronger

positive and substantial correlations were found between tuber yield and number of tubers per plant.

All studied characters were significantly affected by nitrogen levels (Table 1). N treatments significantly increased leaf chlorophyll content, LAI, number of tubers, tuber yield and dry matter except canopy temperature. N<sub>0</sub> and N<sub>90</sub> levels produced the highest canopy temperature. When nitrogen was increased from N<sub>90</sub> to N<sub>180</sub>, the canopy temperature was reduced approximately 6%. The cultivars x nitrogen levels interaction was significant for canopy temperature (Fig. 1). The canopy temperature increases at low N levels can be

explained by nitrogen deficiency. The high canopy temperature due to nitrogen deficiency was higher for Medelaine cultivar. Blad *et al.* (1988) reported that N fertilization had an important effect on the canopy temperature of wheat plant. In addition, Coast *et al.* (2020) working with cotton, also founded that plants treated with high N under well-irrigated condition had a cooler canopy than the nitrogen free plants. With increasing N levels, leaf chlorophyll content and LAI significantly tended to increase (Table 1). Although N<sub>180</sub> and N<sub>270</sub> treatments produced the highest leaf chlorophyll content, the N<sub>270</sub> treatment gave the highest LAI. Villa *et al.* (2017) reported that N treatment was considerable increased leaf chlorophyll content and LAI. Similar observations were made by Mauromicale *et al.* (2006), Giletto *et al.* (2010), Kundu *et al.* (2019), who stated that increased nitrogen level resulted in a prominent increase in LAI and leaf chlorophyll content.

Nitrogen applications significantly increased number of tubers, average tuber weight, tuber yield and dry matter (Table 1). Some experiments for diverse ecologies have demonstrated that nitrogen effects yield and yield components of potato crop (Gezgin ve Uyanöz, 1998; Gebermarin *et al.*, 2016; Akpınar *et al.*, 2019; Kundu *et al.*, 2019; Coast *et al.*, 2020). N<sub>180</sub> treatment produced the highest number of tubers, average tuber weight, tuber yield and dry matter. When nitrogen was increased from N<sub>180</sub> to N<sub>270</sub>, the number of tubers, average tuber weight, tuber yield and dry matter were reduced approximately 20%, 30%, 42% and 21% respectively. The minimum values were generally recorded in N<sub>0</sub> treatment. The cultivar x nitrogen level interactions were significant for average tuber weight, tuber yield and dry matter (Fig. 2, 3 and 4).



The potato cultivars could not compensate for the yield losses owing to the low nitrogen dose. In two potato cultivars, maximum average tuber weight, tuber yield and dry matter were obtained from N<sub>180</sub> treatment. Marabel cultivar responded better to N<sub>180</sub> treatment than Medelaine cultivar. Recommendations of nitrogen dose are cultivar-soil specific and influenced growing conditions, though the level of 180 kg ha<sup>-1</sup> N is optimum N rate for this ecology.

#### IV. CONCLUSION

It can be concluded that potato cultivar Marabel produced higher tuber yield than for potato cultivar Madeleine. The nitrogen levels had highly significant effect on all investigated characters. Nitrogen increases tuber yield and dry matter by influencing canopy temperature, leaf chlorophyll content, LAI, number of tubers and average tuber weight. It can be recommended that potato farmers in East Mediterranean

climatic conditions may apply 180 kg ha<sup>-1</sup> N to get high tuber yield.

#### REFERENCES

- [1] Akpınar, M., Şahin, C.B., İşler, N., 2019. The effects of different nitrogen doses on yield and agricultural properties in early potato farming under the Çukurova conditions. MKU Journal of Agricultural Sciences, 24 (1): 37-42.
- [2] Anonymous, 2019. Crop production statistics. Food and Agriculture Organization of the United Nations (FAO). www.fao.org.
- [3] Arslan, B., 2007. Relationships among yield and some yield characters in potato (*S. tuberosum* L.). Journal of Biological Sciences, 7(6): 973-976.
- [4] Blad, B.L., Bauer, A., Hatfield, J.L., Kanemasu, E.T., Major, D.J., Reginato, R.J., Hubbard, K.G., 1988. Influence of water and nitrogen levels on canopy temperature of winter wheat grown in the North American Great Plains. Agricultural and Forest Meteorology, 44 (2): 159-173.
- [5] Caldiz, D.O. 2006. Producción, cosecha y almacenamiento de papa en la Argentina. 226 p. BASF ArgentinaMcCain, Buenos Aires, Argentina.
- [6] Caliskan, M.E., Kilic, S., Gunel, E., Mert, M., 2004. Effect of farmyard manure and mineral fertilization on growth and yield of early potato (*Solanum tuberosum*) under the Mediterranean conditions in Turkey. Indian Journal of Agronomy 49 (3): 198-200.
- [7] Coast, O., Harden, S., Conaty, W.C., Brodrick, R., Edwards, E.J., 2020. Canopy temperature of high-nitrogen water-stressed cotton. Crop Science, 60:1513-1529.
- [8] Devaux, A., P. Kromann, and O. Ortiz. 2014. Potatoes for Sustainable Global Food Security. Potato Res. 57, 185-199.
- [9] Echeverría, H.E. 2005. Papa. p. 365-378. In Echeverría, H.E., y F.O. García (eds.) Fertilidad de suelos y fertilización de cultivos. Instituto Nacional de Tecnología Agropecuaria, Buenos Aires, Argentina.
- [10] Evans, J.R.: Photosynthesis and nitrogen relationships in leaves of C3 plants. – Oecologia 78: 9-19, 1989.
- [11] Evans, J.R., Terashima, I.: Photosynthetic characteristics of spinach leaves grown with different nitrogen treatments. – Plant Cell Physiol. 29: 157-165, 1988.
- [12] Fischer, G., F. Ramírez, and F. Casierra-Posada. 2016. Ecophysiological aspects of fruit crops in the era of climate change. A review. Agron. Colomb. 34, 190-199.
- [13] Gastal, F. and G. Lemaire. 2002. N uptake and distribution in crops: an agronomical and ecophysiological perspective. J. Exp. Bot. 53, 789-799.
- [14] Gebremariam, F., Dechassa, N., Mohammed, W., 2016. Response of potato (*Solanum tuberosum* L.) to the application of mineral nitrogen and phosphorus fertilizers under irrigation in Dire Dawa, Eastern Ethiopia. Journal of Natural Sciences Research, 6 (7): 19-37.
- [15] Geremew, E.B., J.M. Steyn, and J.G. Annandale. 2007. Evaluation of growth performance and dry matter partitioning of four processing potato (*Solanum tuberosum*) cultivars. N. Z. J. Crop Hortic. Sci. 35, 385-393.
- [16] Gezgin, S., Uyanöz, Ş., Effect of various nitrogen sources on yield and some properties of potato plant. Tr. J. of Agriculture and Forestry, 22: 81-86.
- [17] Giletto, C.M., Diaz, C., Rattin, J.E., Echeverria, H.E., Caldiz, D.O., 2010. Green index to estimate crop nitrogen status in potato processing varieties. Chilean Journal of Agricultural Research, 70 (1): 142-149.
- [18] Jahan, M.A.H.S., Sarkar, M.A.R., Salim, M., 2014. Nutrient management on leaf area index of potato-mungbean-t.aman rice cropping pattern. Bangladesh J. Agricultural Research 39 (3): 515-527.
- [19] Khayatnezhad, M., Shahriari, R., Gholamin, R., 2011. Correlation and path analysis between yield and yield components in potato (*Solanum tuberosum* L.). Middle-East Journal of Scientific Research, 7 (1): 17-21.
- [20] Kundu, C.K., Bera, P.S., Giri, A., Das, S., Datta, M.K., Bandopadhyay, P., 2019. Effect of different doses of nitrogen and potassium on growth and yield of potato (*Solanum tuberosum* L.) under new alluvial zone of west Bengal. Current Journal of Applied Science and Technology, 36 (2): 1-5.
- [21] Lemaire, G., M.H. Jeuffroy, and F. Gastal. 2008. Diagnosis tool for plant and crop N status in vegetative stage Theory and practices for crop N management. Eur. J. Agro. 28, 614-624.
- [22] Mauromicale, G., Ierna, A., Marchese, M., 2006. Chlorophyll fluorescence and chlorophyll content in field-grown potato as affected by nitrogen supply, genotype, and plant age. Photosynthetica, 44 (1): 76-82.
- [23] Neshev N, Manolov I, Chalova V, Yordanova N. Effect of nitrogen fertilization on yield and quality parameters of potatoes. Journal of Mountain Agriculture on the Balkans. 2014;17(3): 615-627.
- [24] Özkaynak, E., Samancı, B., Çetin, M.D., 2003. Correlation and path coefficient analysis of yield components in potato (*Solanum tuberosum* L.). Turkish Journal of Field Crops, 8: 51-56.
- [25] Patel JC, Patel BK. Response of potato to nitrogen under drip and furrow methods of irrigation. Indian Potato Assoc. 2001;28(2- 4):293-295.
- [26] Sadras, V.O. and G. Lemaire. 2014. Quantifying crop nitrogen status for comparisons of agronomic practices and genotypes. Field Crops Res. 164, 54-64.
- [27] Samborski, S.M., N. Tremblay, and E. Fallon. 2009. Strategies to make use of plant sensors-based diagnostic information for nitrogen recommendations. Agron. J. 101:800-816.
- [28] Sharifi M, Zebarth B, Hajabbasi M, Kalbasi M. Dry matter and nitrogen accumulation and root morphological characteristics of two clonal selections of 'russet norkotah' potato as affected by nitrogen fertilization. Journal of Plant Nutrition. 2007;2243- 2253.
- [29] Singh, P., Sharma, P.K., Banjara, N.C., Sahu, N.P., Sharma, R., 2015. Variability, heritability genetic advance, correlation and path analysis between yield and yield components in potato (*Solanum tuberosum* L.). Ecology, Environment and Conservation, 21 (2): 1093-1097.
- [30] Stark, J.C., Pavek, J.J., McCann, I.R., 1991. Using canopy temperature measurements to evaluate drought tolerance of potato genotypes. J. Amer. Soc. Hort. Sci. 116 (3): 412-415.
- [31] Villa, P.M., Sarmiento, L., Rada, F.J., Machado, D., Rodriques, A.C., 2017. Leaf area index of potato (*Solanum tuberosum* L.) crop under three nitrogen fertilization treatments. Agronomia Colombiana, 35 (2): 171-175.
- [32] Vos, J., Biemond, H.: Effects of nitrogen on the development and growth of the potato plant. 1. Leaf appearance, expansion growth, life span of leaves and stem branching. – Ann. Bot. 70: 27-35, 1992.
- [33] Vos, J., Van der Putten, P.E.L.: Effect of nitrogen supply on leaf growth, leaf nitrogen economy and photosynthetic capacity in potato. – Field Crops Res. 59: 63-72, 1998.
- [34] Zabih-e-Mahmoodabad, R., Jamaati-e-Somarin, S., Khayatnezhad, M., Gholamin, R., 2011. Correlation of tuber yield whit yield components of potato affected by nitrogen application rate in different plant density. Advances in Environmental Biology, 5(1): 131-135.